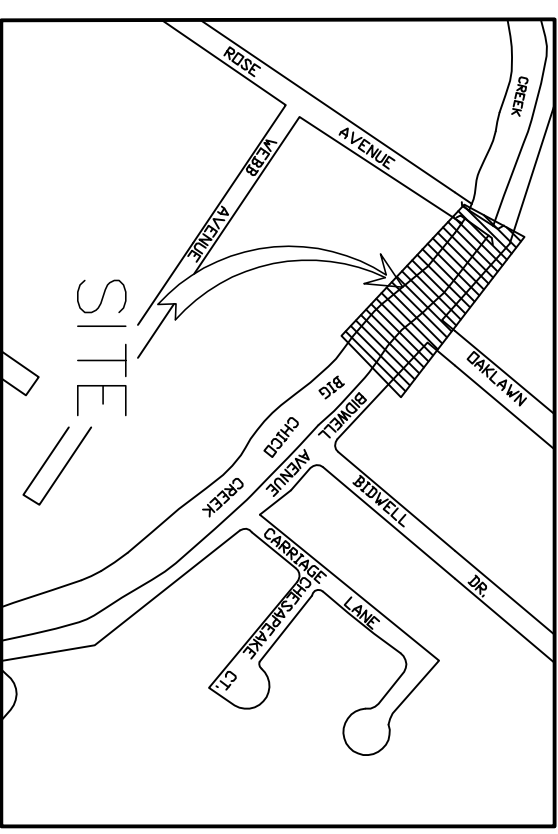


LEGEND:

PROPERTY LINE
 GRADE BREAK
 PAVEMENT
 TOP LINE
 TOE LINE
 FLOW LINE
 FENCELINE
 EDGE OF WATER
 THALWEG

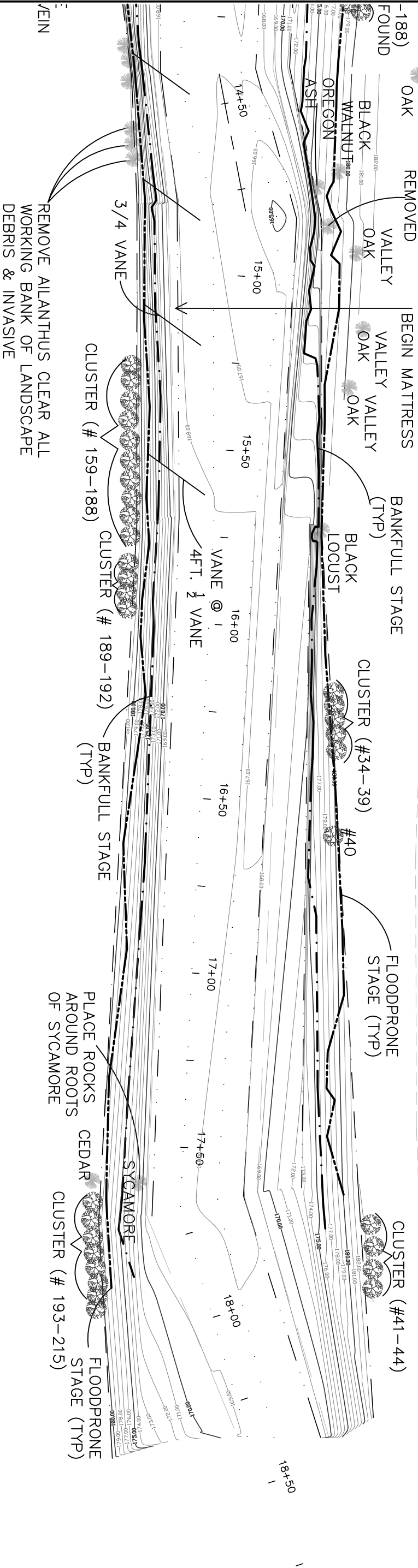
CONTOUR MAJOR
 CONTOUR MINOR
 EXISTING TREE
 EXISTING ELDERBERRY
 DI
 UTILITY POLE
 GUY WIRE
 SSMH
 V.E.L.B.

182.00
 172.00
 VALLEY ELDERBERRY LONGHORN BEETLE




BIDWELL DR.

BIDWELL AVENUE



PROJECT
BIDWELL II
BANK STABILIZATION

STREAMINDERS/BCCWA
 P.O. BOX 68
 FOREST RANCH, CA 95942

BY  **THE ENGINEERING GROUP, INC**
 1250 EAST AVENUE SUITE 10
 (530)899-0409 FAX(530)899-0943

SCALE:
 HORIZONTAL **1"=30'**
 VERTICAL **N/A**

Job No. 1547
 Sheet **2** of **10**